

## Manuals+

User Manuals Simplified.



# JBL L75MS Integrated Music System User Guide

January 9, 2022 January 9, 2022

[Home](#) » [JBL](#) » JBL L75MS Integrated Music System User Guide 📄

## Contents [ [hide](#) ]


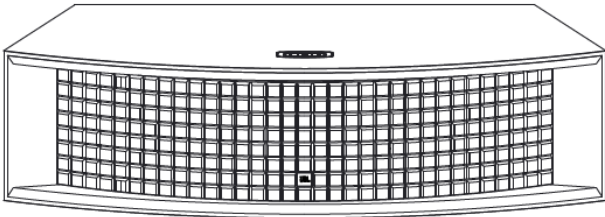
- 1 [JBL L75MS Integrated Music System](#)
- 2 [Integrated Music System](#)
- 3 [Verify Box Contents](#)
- 4 [Determine Speaker Location](#)
- 5 [Connect Physical Sources](#)
  - 5.1 [Pair the Remote](#)
  - 5.2 [Connect to a Network](#)
  - 5.3 [Connect a Source via Bluetooth](#)
- 6 [General Specifications](#)
- 7 [IMPORTANT SAFETY INSTRUCTIONS](#)
- 8 [Federal Communication Commission Interference Statement](#)
- 9 [Documents / Resources](#)
  - 9.1 [Related Manuals / Resources](#)



**JBL L75MS Integrated Music System**




## Integrated Music System

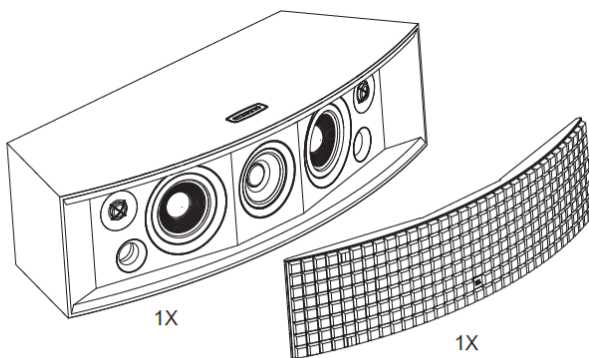


1 x Quick Start Guide

## Verify Box Contents

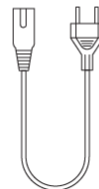


1X



1X

1X



Power cord quantity and plug type vary by regions

## Determine Speaker Location

Set the bass contour switch based on the speakers proximity to side boundaries such as walls and inside a bookcase or cabinet. When close to a boundary the switch should be in the -3dB position in order to maintain level bass response.

Away from side boundaries such as walls.

BASS  
CONTOUR

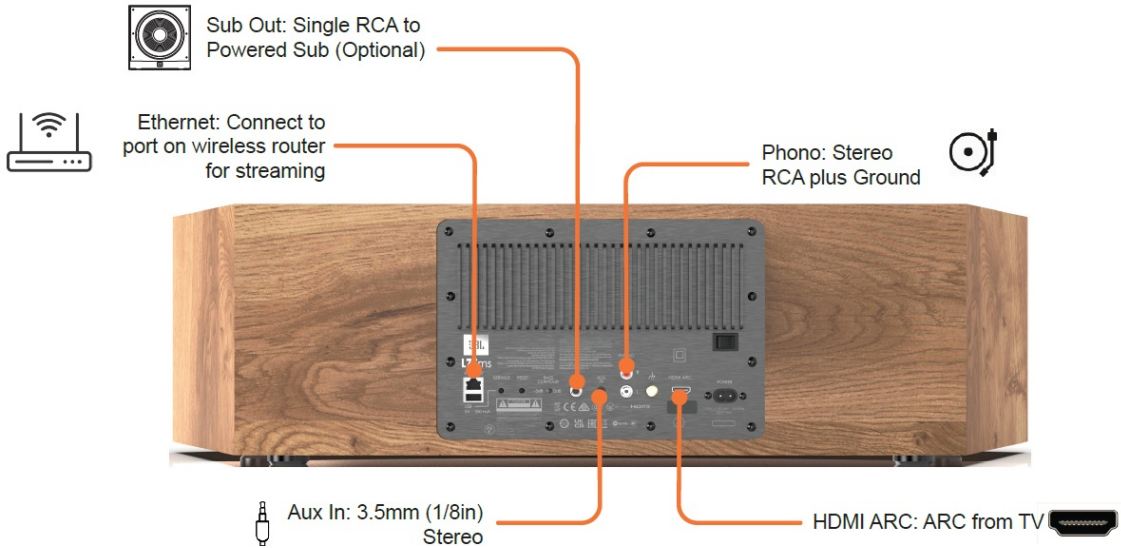
-3dB  0dB

BASS  
CONTOUR

-3dB  0dB

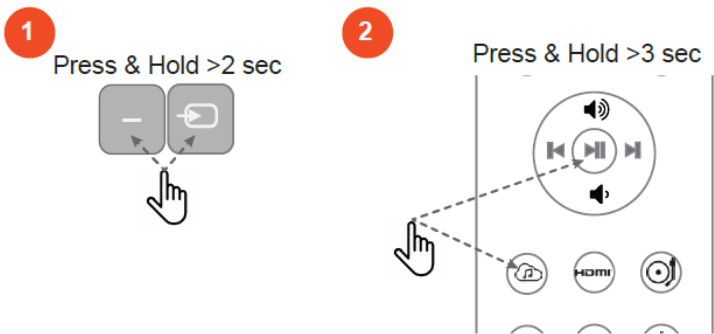
Close to side boundaries such as walls or when the speaker is inside of a cabinet or bookcase.

### Connect Physical Sources



© 2021 HARMAN International Industries, Incorporated. All rights reserved. JBL is a trademark of HARMAN International Industries, Incorporated, registered in the United States and/or other countries. Features, specifications and appearance are subject to change without notice.

### Pair the Remote



### Connect to a Network

#### For a Wired Connection

Connect the Ethernet port on the rear to the port on a wireless router using a CAT-5e or higher cable.

#### For a Wi-Fi Direct Connection

1. On your mobile device, download and open the Google Home App.
2. Follow Google Home instructions to add devices.
3. Follow the prompts for adding devices. Note: We recommend giving the speaker a common name so that it can be easily found for streaming later.

**NOTE:** If a name other than L75ms is selected during this step, write it down as it will be what is used to connect to the unit when streaming or using Bluetooth.



**Connect a Source via Bluetooth**

- 1** Select the Bluetooth Source
- 2** Press & Hold >3 sec
- 3** Select L75ms in your devices Bluetooth menu

**General Specifications**

Type:	Streaming tabletop loudspeaker system
Low Frequency Drivers:	5.25" (133mm) Pure Pulp cone woofer
High Frequency Drivers:	1" (25mm) Aluminum dome tweeter with waveguide
Center Image Driver:	4" (100mm) Pure pulp cone midrange
Amplifier Power:	125W RMS per woofer, 25W RMS per tweeter, 50W RMS for center (350W RMS total)
Sound Controls:	Speaker placement compensation, selectable sound-field expander
Wireless Inputs:	WiFi streaming, Bluetooth 4.2
Wired Inputs:	HDMI ARC, ethernet, phono (MM), 3.5mm AUX
Resolution:	Up to 32 bit, 192 kHz
Frequency Response:	45 Hz - 25 kHz (-6 dB)
Maximum SPL:	106 dB @ 1m
Subwoofer Output:	2V RMS with auto-sense/engage HPF
Enclosure:	Front-ported tabletop in satin walnut furniture-grade wood veneer
Grille:	Black foam Quadrex grille
Dimensions with grille:	
Remote Control Type:	BTLE 2402-2480MHz@0.16dBm
Product Weight (Each):	11 lbs. (5.0 kg)
Shipping Weight:	30.4 lbs. (13.8 kg)
Shipping Units of Measure:	Each
Warranty:	5 Years

## IMPORTANT SAFETY INSTRUCTIONS

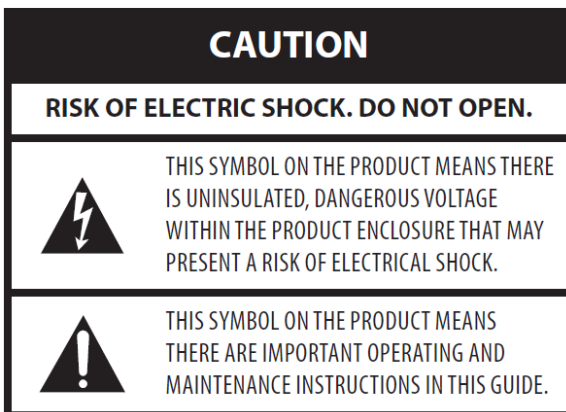
### For all products

1. Read these instructions.
2. Keep these instructions.
3. Heed all warnings.
4. Follow all instructions.
5. Clean only with a dry cloth.
6. Do not block any ventilation openings. Install this apparatus in accordance with the manufacturer's instructions.
7. Do not install this apparatus near any heat sources such as radiators, heat registers, stoves or other apparatus (including amplifiers) that produce heat.
8. Do not defeat the safety purpose of the polarized or grounding-type plug. A polarized plug has two blades with one wider than the other. A grounding-type plug has two blades and a third grounding prong. The wide blade or the third prong is provided for your safety. If the provided plug does not fit into your outlet, consult an electrician for replacement of the obsolete outlet.
9. Protect the power cord from being walked on or pinched, particularly at plugs, convenience receptacles and the point where they exit from the apparatus.
10. Use only attachments/accessories specified by the manufacturer.
11. Use only with the cart, stand, tripod, bracket or table specified by the manufacturer or sold with the apparatus. When a cart is used, use caution when moving the cart/apparatus combination to avoid injury from tip-over.
12. Unplug this apparatus during lightning storms or when unused for long periods of time.
13. Refer all servicing to qualified service personnel. Servicing is required when the apparatus has been damaged in any way, such as when the power-supply cord or plug is damaged, liquid has been spilled or objects have fallen into the apparatus, or the apparatus has been exposed to rain or moisture, does not operate normally or has been dropped.
14. To disconnect this apparatus from the AC mains completely, disconnect the power-supply cord plug from the AC receptacle.
15. The mains plug of the power-supply cord shall remain readily operable.
16. This apparatus is intended to be used only with the power supply and/or charging cable provided by the manufacturer.

The following instructions may not apply to waterproof devices. Refer to your device user manual or quick start guide for more waterproof instruction if any.

- Do not use this apparatus near water.
- Do not expose this apparatus to dripping or splashing, and ensure that no objects filled with liquids, such as vases, are placed on the apparatus.

**WARNING:** TO REDUCE THE RISK OF FIRE OR ELECTRIC SHOCK, DO NOT EXPOSE THIS APPARATUS TO RAIN OR MOISTURE.



### CAUTION FCC AND IC STATEMENT FOR USERS (USA AND CANADA ONLY)

This device complies with part 15 of the FCC Rules. Operation is subject to the following two conditions: (1) This device may not cause harmful interference, and (2) this device must accept any interference received, including interference that may cause undesired operation.

CAN ICES-003(B)/NMB-003(B)

### FCC SDOC SUPPLIER'S DECLARATION OF CONFORMITY

HARMAN International hereby declares that this equipment is in compliance with the FCC Part 15 Subpart B.

The declaration of conformity may be consulted in the support section of our Web site, accessible from [www.jbl.com/specialtyaudio](http://www.jbl.com/specialtyaudio)

### Federal Communication Commission Interference Statement

This equipment has been tested and found to comply with the limits for a Class B digital device, pursuant to Part 15 of the FCC Rules. These limits are designed to provide reasonable protection against harmful interference in a residential installation. This equipment generates, uses and can radiate radio frequency energy and, if not installed and used in accordance with the instructions, may cause harmful interference to radio communications. However, there is no guarantee that interference will not occur in a particular installation. If this equipment does cause harmful interference to radio or television reception, which can be determined by turning the equipment off and on, the user is encouraged to try to correct the interference by one or more of the following measures:

- Reorient or relocate the receiving antenna.
- Increase the separation between the equipment and receiver.
- Connect the equipment into an outlet on a circuit different from that to which the receiver is connected.
- Consult the dealer or an experienced radio/TV technician for help.

**Caution:** Changes or modifications not expressly approved by HARMAN could void the user's authority to operate the equipment.

### For Products That Transmit RF Energy:

#### 1. FCC AND IC INFORMATION FOR USERS

This device complies with Part 15 of the FCC rules and Industry Canada license-exempt RSS standard(s). Operation is subject to the following two conditions: (1) This device may not cause harmful interference; and (2) this device must accept any interference received, including interference that may cause undesired operation.

#### 2. FCC/IC Radiation Exposure Statement

This equipment complies with FCC and ICED radiation exposure limits set forth for an uncontrolled environment.

Main Unit of this equipment should be installed and operated with minimum distance 20cm between the radiator & your body.

In case this equipment has to be subject to FCC/IC SAR (Specific Absorption Rate) exposure test, this equipment is designed to meet the requirements for exposure to radio waves established by the FCC and ICSED. These requirements set a SAR limit of 1.6 W/kg averaged over one gram of tissue. The highest SAR value reported under this standard during product certification for use when properly worn on the body or on the head, with no separation. To meet RF exposure guidelines and reduce exposure to RF energy during the operation, this equipment should be positioned at least this distance away from the body or the head.

#### For radio equipment operates in 5150-5850MHz FCC and IC Caution:

High power radars are allocated as primary users of the 5.25 to 5.35 GHz and 5.65 to 5.85 GHz bands. These radar stations can cause interference with and/or damage to LE LAN (Licence-Exempt Local Area Network) devices. No configuration controls are provided for this wireless equipment allowing any change in the frequency of operations outside the FCC grant of authorization for US operation according to Part 15.407 of the FCC rules.

#### IC Caution

User should also be advised that:

1. The device for operation in the band 5150 – 5250 MHz is only for indoor use to reduce the potential for harmful interference to co-channel mobile satellite systems; (ii) the maximum antenna gain permitted for devices in the bands 5250 – 5350 MHz and 5470 – 5725 MHz shall comply with the e.i.r.p. limit; and
2. The maximum antenna gain permitted for devices in the band 5725 – 5825 MHz shall comply with the e.i.r.p. limits specified for point-to-point and non point-to-point operation as appropriate.

Use Restriction Attention in European Union, operation is limited to indoor use within the band 5150-5350 MHz.

Correct disposal of this product (Waste Electrical & Electronic Equipment)

This symbol means the product must not be discarded as household waste, and should be delivered to an appropriate collection facility for recycling. Proper disposal and recycling helps protect natural resources, human health and the environment. For more information on disposal and recycling of this product, contact your local municipality, disposal service, or the shop where you bought this product.



#### This product is RoHS compliant.

This product is in compliance with Directive 2011/65/EU and UK The Restriction of the Use of Certain Hazardous Substances in Electrical and Electronic Equipment Regulations 2012, and its amendments, on the restriction of the use of certain hazardous substances in electrical and electronic equipment.

#### REACH

REACH (Regulation No 1907/2006) addresses the production and use of chemical substances and their potential impacts on human health and the environment. Article 33(1) of REACH Regulation requires suppliers to inform the recipients if an article contains more than 0.1 % (per weight per article) of any substance(s) on the Substances of Very High Concern (SVHC) Candidate List ('REACH candidate list'). This product contains the substance "lead"(CAS-No. 7439-92-1) in a concentration of more than 0.1% per weight. At the time of release of this product, except for the lead substance, no other substances of REACH candidate list are contained in a concentration of more than 0.1% per weight in this product.

**Note:** On June 27, 2018, lead was added to the REACH candidate list. The inclusion of lead in the REACH candidate list does not mean that lead-containing materials pose an immediate risk or results in a restriction of permissibility of its use.

#### For devices with headphone jacks

#### WARNINGS/CAUTIONS



Do NOT use the headphones at a high volume for any extended period.

- To avoid hearing damage, use your headphones at a comfortable, moderate volume level.
- Turn the volume down on your device before placing the headphones on your ears, then turn the volume up gradually until you reach a comfortable listening level.

#### For Products That Include Batteries

Instructions for Users on Removal, Recycling and Disposal of Used Batteries

To remove the batteries from your equipment or remote control, reverse the procedure described in the owner's manual for inserting batteries. For products with a built-in battery that lasts for the lifetime of the product, removal may not be possible for the user. In this case, recycling or recovery centers handle the dismantling of the product and the removal of the battery. If, for any reason, it becomes necessary to replace such a battery, this procedure must be performed by authorized service centers. In the European Union and other locations, it is illegal to dispose of any battery with household trash. All batteries must be disposed of in an environmentally sound manner. Contact your local waste-management officials for information regarding the environmentally sound collection, recycling and disposal of used batteries.

**WARNING:** Danger of explosion if battery is incorrectly replaced. To reduce risk of fire, explosion or leakage of flammable liquid/gas, don't disassemble, crush, puncture, short external contacts, expose to temperature above 60°C (140°F), sunshine or like, expose to extremely low air pressure or dispose of in fire or water. Replace only with specified batteries. The symbol indicating 'separate collection' for all batteries and accumulators shall be the crossed-out wheeled bin shown below:



#### WARNING – For Products That Contain Coin/Button Cell Batteries

DO NOT INGEST BATTERY, CHEMICAL BURN HAZARD. This product contains a coin/button cell battery. If the coin/button cell battery is swallowed, it can cause severe internal burns in just 2 hours and can lead to death. Keep new and used batteries away from children. If the battery compartment does not close securely, stop using the product and keep it away from children. If you think batteries might have been swallowed or placed inside any part of the body, seek immediate medical attention.

**For All Products with Wireless Operation:**

HARMAN International hereby declares that this equipment is in compliance with the essential requirements and other relevant provisions of Directive 2014/53/EU and UK Radio Equipment Regulations 2017. The declaration of conformity may be consulted in the support section of our Web site, accessible from [www.jbl.com/specialtyaudio](http://www.jbl.com/specialtyaudio).

Manufacturer: Harman International Industries, Incorporated

Address: 8500 Balboa Blvd, Northridge, CA 91329, UNITED STATES European Representative: Harman International Industries, Incorporated EMEA Liaison Office, Danzigerkade 16, 1013 AP Amsterdam, The Netherlands UK business address Ground Floor, Westside 2, London Road, Apsley, Hemel Hempstead, Hertfordshire, HP3 9TD, United Kingdom

HARMAN International Industries, Incorporated. All rights reserved. JBL is a trademark of HARMAN International Industries, Incorporated, registered in the United States and/or other countries. Features, specifications and appearance are subject to change without notice.

[www.jbl.com/specialtyaudio](http://www.jbl.com/specialtyaudio)

10/27/2021 11:08:50 AM

Harman International Industries, Incorporated  
8500 Balboa Blvd, Northridge, CA 91329, United States

**European Representative:**

Harman International Industries, Incorporated  
EMEA Liaison Office, Danzigerkade 16, 1013 AP Amsterdam, The Netherlands

**UK Business Address:**

Ground Floor, Westside 2, London Road, Apsley, Hemel Hempstead, Hertfordshire, HP3 9TD, United Kingdom

**Documents / Resources**



[JBL L75MS Integrated Music System \[pdf\] User Guide](#)

JBL L75MS, APIJBL L75MS, JBLBTRC, APIJBLBTRC, L75MS, Integrated Music System

**Related Manuals / Resources**



[JBL Link Music Quick Start Guide](#)

JBL Link Music Quick Start Guide - Download [optimized] JBL Link Music Quick Start Guide - Download



[JBL Charge 4 User Guide](#)

JBL Charge 4 User Guide Quick START GUIDE WHAT'S IN THE BOX Bluetooth pairing Play CONNECT+ APP JBL...



[JBL Boombox 2 Speaker User Guide](#)

JBL Boombox 2 Speaker User Guide



[JBL Reflect Earphones User Guide](#)

Reflect Reflect Quick Start Guide Patented ear-tips provide a secure fit for intense workouts. Remote function for iOS...

[Manuals+](#)

- [home](#)
- [privacy](#)